

*A WEAVER'S BEST FRIEND*

# **EAST TROY BASKETRY NEWS**

Eileen and Jim Mirsberger, owners  
2082 Church Street, East Troy, WI 53120  
262-642-3732 or toll free 888-424-9866  
E-mail: [basket@easttroybasketry.com](mailto:basket@easttroybasketry.com)  
Website: [www.easttroybasketry.com](http://www.easttroybasketry.com)

Hours: Mon-Sat. 10 a.m. – 5 p.m.  
Thurs: 10 a.m. – 9 p.m.      Closed Sunday

## **Online Ordering Finally Becomes a Reality**

East Troy Basketry now has online ordering. Thanks to our son, John, you can now go to our website and click a link that will take you to our catalog.

For those of you who prefer online ordering, our goal is to make ordering as easy as possible and to keep improving our system. When you order online you pay with Paypal. It is not necessary to have a Paypal account to do this. The Paypal system will allow you to use your credit card without setting up a Paypal account, your choice.

So far, our customers are telling us that our new system is easy to use. We welcome any comments, and suggestions for improvement.

At this time, it will still be necessary for you to call or email us if you want to order dyed reed. We still need to figure out the programming for offering color and size choices.

The old catalog is still there and you can still browse through all our stuff the way you always have. You can still call or email your order to us. We love to hear from you and answer any questions you may have.

### **Pine Needle Basketry**

Regina Riley is finally returning to teach a beautiful new pine needle basket.

Pine needle basketry is Regina's forte and students have found her to be incredibly patient and knowledgeable. Regina has taught her unique designs at many conventions.

Her class on July 26<sup>th</sup> will incorporate an agate into the base. Regina prepares the agates in resin and then drills around the agate so that the resin doesn't show on the right side of the basket. This is a unique opportunity to learn with a remarkable teacher.

### **Prayers Needed**

Our wood worker Harry has been ill and unable to continue making our bases. Please keep him in your thoughts and prayers. We want to see him up and enjoying life again.

At Harry's request, we have found a new woodworker who is doing beautiful work. He's a perfectionist and we're thrilled to have him on our team

### **New White Ash Bases**

White ash is a hardwood with an incredibly beautiful grain. I discovered these magnificent bases a couple of months ago and have begun to carry them in almost every size and shape. They run about the same price as oak but are much lighter weight.

### **The Master of Twills Coming in August**

Laura Lee Zanger, from Augusta, Georgia, specializes in Cherokee-style twills. She incorporates vibrant colors and uses math skills to expand on the variety of twill combinations that are characteristic in her work. Laura Lee enjoys expressing her creativity through the 1-3-5 twill and the doublewoven twill weaving techniques with a contemporary twist.

Laura Lee's passion for twills takes her all over the United States. In addition to over 50 patterns she has authored a series of instructional books called *Laura Lee's Little Bitty Basket Books* on several different weaving techniques..

Laura Lee has more recently written and published the novel *Spirit Voice*. It is a fictional story of Native American life from the mountains of N.C. to the coast of S.C. in Pre-colonial America. It is told by an old Cherokee basket weaver as she recalls her past and the lives of her people.

## Baskets of Love, Volunteer Teachers/Assistant Teacher's Needed



Basket of Love time will be here before we know it. Last year we made and filled over 300 baskets! It was a true test of my stamina and I know I just can't do the teaching by myself anymore.

Basket of Love 2008 will be a repeat of Basket of Love 2000. Only 23 people received that basket 8 years ago and the design continues to be a big hit with weavers. The basket has an oblong slotted wood base. The entire basket is woven in "over one under one start/stop weave." It has a traditional lashed rim (we'll use flat reed this time) We will skip the handles.

I'd like to set up teams of a teacher and an assistant teacher. The only requirements for teaching are that you make the basket ahead of time and know the techniques included.

I will offer a class for any teachers or assistants that would like some coaching on how to teach the basket.

If you would like to be a teacher or an assistant teacher, please give me a call or send an email.

One more thing, our new woodworker has volunteered his labor to make the bases for our baskets of love. We just need to buy the wood for him. Please let me know if you'd like to make a donation toward the wood

---

### Did you know?

We take in chairs in need of caning and rushing? We have an expert in these techniques who does a fabulous job for us.

We have "Open Weave" on the first and third Wednesdays of the month. No Cost. Call ahead to reserve a spot.

## We Now Post Our Newsletter On Our Website

Whenever we mail out a newsletter, we also post the exact newsletter on our website and send an email notice to all of our email customers. There is a link to the newsletter on our home page.

If you have access to the Internet and wouldn't mind reading the newsletters online, email us and let us know that you'd like to be notified when a new newsletter is posted. You can print it out if you'd like a hard copy.

---

## ETB Building Changes

If you haven't been to ETB in the past year you're in for a big surprise. As you know, one year ago we expanded our building, reorganized, remodeled and now we're really settled in. We can't imagine how we ever managed to teach classes in that tiny little space we had and actually do all of our shipping and receiving and kit making all in that same space.

We love our new bright, spacious classroom with a wall of windows and adjustable tables. Even with a full class, each student has a full 3-foot square space.

We even have our own 5-car parking lot by the classroom door.

---

## Handicapped Accessible?

Our classroom is located a few steps higher than the shop section of the building. There are no steps to enter the store part of the building. To get from the store to the classroom we've installed new safer stairs with handrails on both sides.

To enter the classroom directly from outside, there are 2 small steps so we've installed a railing. This has made it possible for everyone to have access to both the classroom and the shop. Our staff are always available to assist you if you wish.

---

### Classes for Kids

We teach groups of Scouts, 4-H Clubs, in Schools and for Parties.  
Contact Eileen for your group.

## Flo Hoppe Coming in September

Internationally known and always in demand, the teacher who needs no introduction, Flo will return to ETB September 9 & 10. She will be teaching 2 brand new designs. See attached class schedule for pictures and descriptions.

## Mary Smith-Stokes in September

Returning for her second visit to ETB, Mary will be heartily welcomed Sept. \_\_\_\_\_. We love her innovative ideas about everything from design to rimming techniques.

She has been teaching basket weaving since 1985 for local community education, numerous Michigan and out-of-state basket conventions, guilds, church groups and girl/boy scout troupes. One venture found her teaching in Japan!

In 2001 Mary was selected to have samples of her basketry on display at the Michigan State Museum. This is an Association of Michigan Basketmaker's preservation project honoring her for her long-standing contributions to basketmaking in the Great Lakes Region.

## Marlene Meyer at ETB in October

Our year wouldn't be complete without classes with Marlene. Marlene has become one of my dearest friends. She is the kindest and most patient instructor I've known.

I believe her to be the most innovative basket artist I've met. Her designs are so simple that I wonder, "why didn't I think of that" and yet they are so unique that I know why, only Marlene thinks this creatively.

She will teach 2 of her new designs October 21<sup>st</sup> and 22<sup>nd</sup>.

---

### Did you know?

We do custom dying. We dye any size reed any color you want, even space dying! Remember, all of our reed is treated to reduce bleeding.

# East Troy Basketry Class Schedule July through December, 2008

262-642-3732 or 1-888-424-9866

Check our website for colored photos. Samples are on display at ETB.

## East Troy Basketry Class Policy

**Class Registration:** A deposit of 50% of the class fee is required at the time of registration. We accept phone registration with Visa or Master Card. If you prefer to pay with a check, we will hold your spot for one week to allow you to get your check to us.

### Cancellation Policy:

Due to our commitments to teachers and staff, you must cancel no later than 2 weeks before the class in order to receive a refund. If you paid 100% of the class fee at the time of registration and need to cancel after the deadline, you will receive a refund of half the class price OR can receive the class basket kit.

For our nationally known guest instructors the cancellation deadline for refund is 4 weeks. (We promise these teachers a full class and have to pay them for the number of students promised even if there are cancellations.)

### Penobscot Tote

**Dates:** Friday July 25th, 10 a.m. - 4p.m.

also offered Tuesday evening, June 17th, 4p.m.-9p.m.

**Description:** One of our most popular baskets, this beautiful tote can go everywhere with you! Strong and practical. You'll use it all the time. Double shoulder straps woven through the basket reinforce it so the basket is strong enough to carry the heaviest load. Weave it in the two or three colors of your choice.

14" long x 6" wide x 12.5" high **Instructor:** Eileen Mirsberger **Cost:** \$45



### Pine Needle Basket with Agate Base

**Date:** Sat. July 26, 9 a.m.-5 p.m.

**Description:** This picture doesn't do it justice. Begin with a beautiful agate base, coil pine needles around it, leave spaces with a basic tenarif design and wrap coils in colors of your choice. A stunning piece. **Dimensions:** 6" x 8" **Weaving Level:** Some coiling experience helpful

**Instructor:** Regina Riley **Cost:** \$70

### WICKER FRUIT BASKET

**Date:** Friday August 1, 10 a.m. - 4p.m.

**Description:** Fruit stays fresh longer in a basket! Learn the joy of making an entire basket with round reed. Many different round reed techniques will be including in this basket. The round reed spokes end in a beautiful braided border. These are Eileen's favorites. Round reed gives you so much flexibility in making a basket in a variety of shapes. Base is 6-1/2" in diam. 11" in diam. at top 5" tall

**Weaving Level:** Advanced Beginner **Instructor:** Eileen Mirsberger **Cost:** \$40



### Strata

**Date** Sat. Aug. 2, 10 am – 5 pm

**Description:** This striking vase changes techniques frequently. Even the number of spokes changes! Begin with a spoked base and continuous weave, triple twine, over/under start stop, french randing, herringbone, small maple curls. It's all here in this one great pattern by Patti Hawkins.

**Dimensions:** 7" diam x 9" tall

**Weaving Level:** intermediate to advanced

**Instructor:** Eileen Mirsberger **Cost:** \$50



### MELON BASKET

**Date:** Friday August 8th, 10 a.m. - 4p.m.

**Description:** Learn the basics of ribbed baskets. With what you learn in this basket, you can make egg baskets, potato baskets and more. Totally different than any of the baskets in the beginner course. Learn to make a "god's eye", cut ribs to make the basket the shape you want, and lots of new techniques.

**Instructor:** Eileen Mirsberger **Cost** \$40

### Apple Bucket

**Date:** Sat. Aug 9, 9am-5pm

**Description:** This popular pattern by Patti Simmons is woven in cross stitch pattern with apple red and green accents. Choose from round or square swing handle that attaches to the rim. Slotted wood base.


**Dimensions:** 12" in diam. X 9" tall without handle

**Weaving Level:** Intermediate.

**Instructor:**Eileen Mirsberger

Cost \$68





### 4-Block Twill

**Date:** Thurs. Aug. 14, 9 a.m.-5 p.m.

**Description:** The 4-Block Twill Mat is an expanded version of the basic 4/4 twill square that looks very much like a quilt. The student will learn the basic 4/4 twill technique. The pattern includes professional color graphs for four different trivets/mats. Materials - dyed flat reed, waxed linen

**Color choices-** Choose Spring colors (shown on left) or Fall (shown on right) when you register.

**Dimensions:** 21" W x 16" L

**Weaving Level:** Intermediate

**Tools:** Please bring two plastic bobbins for waxed linen if you have them. Will be available for purchase

**Instructor:** Laura Lee Zanger **Cost:** \$75

### Oconee Twill Tote

**Date:** Friday. Aug. 15, 9 a.m.-5 p.m.

**Description:** The Oconee Twill Tote begins with a 3/3 twill base. The sides are woven in a Cherokee 1-3-5 twill in black and natural reed. One of the medallions in the design is omitted so that the students will learn to weave in their own monogram, personalizing their totes. Leather straps are added for easy toting. Pattern includes professional graphs for the design, an alphabet in twill, and worksheets.

**Dimensions:** 6" W x 12" L x 9.5" H

**Weaving Level:** Intermediate **Instructor:** Laura Lee Zanger **Cost:** \$95

Please bring mini clips and small packing tool



### Santa Fe Five

**Date:** Sat. Aug. 16, 9 a.m.-5 p.m. (may not finish in class)

**Description:** The Santa Fe Five is an undulating twill in earth-toned adobe colors. It begins with a 3/3 twill base; however, the usual 3/3 twill in the side design is absent. The design uses a 5/5 and 1-3-3-3 twill technique. The double rim accents the contrasting plaited section focusing on the number 5 as one weaves over spoke groupings of 2's and 3's. Emphasis will be on learning how to start a 3/3 herringbone base from the corner and how to notch a handle. The pattern includes two professional color graphs, one to follow and one with the finished look of the undulating colors. Color - dark terra cotta, medium terra cotta, desert sand, sky blue and natural. **Dimensions:** Base 7.5" x 7.5", 9.5" W x 9.5" L x 10" H

Please bring mini clips and small packing tool

**Weaving Level:** Advanced. Must have intermediate twill experience.


**Instructor:** Laura Lee Zanger **Cost:** \$110

**Cloverleaf Basket** **Date:** Sat. August 23, 9 a.m.-5 p.m.

**Description:** This pattern by Flo Hoppe begins with the cloverleaf base shown on the right and weaves into a lovely round bowl.

The top of the basket and unusual border are made from the spokes and will be in the color of your choice. This pattern comes from Flo's book Contemporary Wicker Basketry. **Dimensions:** 9-1/2" in diameter, 3-1/2" high

**Weaving Level:** Intermediate **Instructor:** Eileen Mirsberger **Cost:** \$48



### Carol's Stair Basket

**Date:** Sat. Aug. 30, 9am-4pm

**Description:** A diagonal design and overlays gives this basic stair basket a designer touch. Trim in your choice of color. Woven on 8 x 20 D handle **Weaving Level:** All

**Instr:** Karen Kotecki **Cost:** \$65

**ARROWS** **Date:** Sat. Sept. 6, 9am-5pm

**Description:** Striking contrast of Mahogany and natural reed in a 5/5 twill from base to rim. Placement of stakes and weavers brings out the arrow design in this square base to rd. basket. **Dimensions:** 12" diam x 10 high

**Weaving Level:** Intermediate

**Instructor:** Annetta Kraayeveld **Cost:** \$65



### Circle of Friends

**Date:** Sat. Sept. 13, 9am-5pm

**Description:** Woven on a big 14 x 20 D handle, this lidded basket has a 6" fretwork base in the center of the lid. Seagrass is woven into lid and sides.

**Dimensions:** 14 x 14 high not including handle

**Weaving Level:** Intermediate

**Instructor:** Eileen Mirsberger

**Cost:** \$65 plus cost of your choice of fretwork.

### Light as a Feather Lamp

**Date:** Sept. 20, 9 am-5 pm



**Descr:** Your choice of feather colors makes this lamp designed by Sherian Cody match any room of your house.


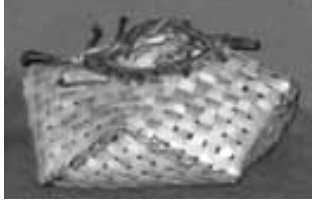
**Dim:** 8" in diam, 13" tall to top of weaving. **Level:** Intermed

**Instr:** Karen Kotecki



**Cost:** \$95 Shade not included






	<p><b>Cornucopia</b>  <b>Date:</b> Sat. Sept. 27  <b>Description:</b> An old fashioned horn of plenty made in reed and seagrass. Approx. 18-20" long  <b>Weaving Level:</b> Interm  <b>Instructor:</b> Eileen Mirsberger  <b>Cost:</b> \$65</p>	<p><b>Christmas Bells</b>  <b>Date:</b> Sat. Oct. 4  <b>Description:</b> They ring! Red &amp; green trim <b>Dimensions:</b> each is 5" diam. x 5" long  <b>Weaving Level:</b> intermediate  <b>Instructor:</b> Eileen Mirsberger  <b>Cost:</b> \$40</p>	
--	---	---	---

	<p><b>Twizarr</b> <b>Date:</b> Sat. Oct. 11  <b>Description:</b> A unique 3-1 twill with reversals &amp; arrows on a wood base, woven on a mold to insure a beautiful shape. Hand carved oak Indian swing handle.  <b>Dimensions:</b> 8" diameter x 6" tall  <b>Weaving Level:</b> Twill exp necessary  <b>Instructor:</b> Annetta Kraayeveld  <b>Cost:</b> \$75</p>	<p><b>Diagonal Plaited Pillow</b>  <b>Date:</b> Sat. Oct. 18, 9am -4 pm  <b>Descr:</b> Woven with maple and seagrass, this original basket with shoulders and corners is rimmed with black walnut stems.  <b>Dimensions:</b> 6" x 6" x 3" high  <b>Weaving Level:</b> Intermediate  <b>Instr:</b> Karen Kotecki <b>Cost:</b> \$50</p>	
--	--	---	---


**\*\*Marlene Meyer\*\***

<p><b>Hour Glass Cathead Basket</b>  <b>Date:</b> Tues. Oct. 21, 10am-3pm  <b>Description:</b> Start with an hourglass shaped woven base to make an easy and fun cathead. The right piece of birch bark to makes your basket unique. Rim is of date palm inflorescence.  <b>Dimensions:</b> 7 x 3 x 11" tall  <b>Weaving Level:</b> All  <b>Instr:</b> Marlene Meyer <b>Cost:</b> \$65</p>			<p><b>Philo Wall Basket</b>  <b>Date:</b> Wed. Oct. 22, 10am-3pm  <b>Description:</b> We will concentrate on shaping as we weave this small wall basket. A philodendron sheath is your rim and your embellishment. Add beads if you wish. 7 x3 x 8" tall  <b>Weaving Level:</b> All <b>Cost:</b> \$65  <b>Instructor:</b> Marlene Meyer</p>
--	--	---	---

	<p><b>Karen's Provender</b>  <b>Date:</b> Sat. Oct. 25  <b>Description:</b> This elegant basket with traditional provender shape is designed by Karen Kotecki based on a pattern by Laura Lee Zanger. Begin with a twill cathead base, weave a continuous spiral weave in an over 3 under 2 twill. Rim is a combination of a gretchen and braided border. Hand carved oak handle is specially designed for this basket. <b>Dimensions:</b> 13" x 21" x 9" tall w/o handle  <b>Weaving Level:</b> Advanced <b>Instructor:</b> Karen Kotecki <b>Cost:</b> \$75</p>
--	--

	<p><b>Steve's Antlers</b>  <b>Date:</b> Sat. Nov. 1, 9 am - 5pm  <b>Description:</b> Make any one of Steve's Antler designs. Experience your own creative potential while making a unique piece of art. You will choose from many colors of reed, jute and seagrass. In this unusual basket, the antler and the basket become one enhancing the natural beauty of the antler. Steve has a different approach to antler baskets that removes many of the problems associated with antler basketry. Antler drilling and rib insertion will be done for you in advance but will be demonstrated so you can prepare you own antlers at home if you choose.  <b>Dimensions:</b> 8-10" in diameter  <b>Weaving Level:</b> No experience necessary  <b>Instructor:</b> Steve Paulowski  <b>Cost:</b> \$115</p>	
--	---	---

<p><b>A Christmas Centerpiece</b>  <b>Date:</b> Sat. Nov. 8  A graceful low basket with a braided border. Trimmed in Red and Green. Add evergreens, poinsettias and pine cones for the perfect holiday centerpiece</p>	<p>Picture not available</p>		<p><b>Journey</b>  <b>Date:</b> Sat. Nov. 15  <b>Description:</b> This little oval purse is woven with a random twill weave, which will result in a class full of individually unique baskets. Beginning with an ash base, students will weave with very fine hamburg cane over dyed spokes. A round rein leather handle and rim lashed with waxed linen completes the basket.  <b>Weaving Level:</b> Advanced Twill experience necessary  <b>Instructor:</b> Annetta Kraayeveld <b>Cost:</b> \$75</p>
--	------------------------------	---	--



**East Troy Basketry Co.**  
**2082 Church St. P.O.B. 643**  
**East Troy, WI 53120**

**Seagrass Curls**

**Date** Sat. Nov. 22, 9am-5pm  
**Description:** Dyed seagrass laced through curls also used for the rim and lacing the base makes this a basket with lots of new techniques to learn.  
**Dimensions:** 13 x 6" high  
**Weaving Level:** Intermediate  
**Instructor:** Karen Kotecki  
**Cost:** \$65



**Tear Drop**

**Date:** Sat. Nov. 29, 9-5  
**Description:** Unique shape, chase weave and braid weave, wood base, hand carved oak bb handles, pattern by Marlene Meyer  
**Dim:** 14" diam x 13" tall  
**Level:** intermediate  
**Instr:** Eileen Mirsberger  
**Cost:** \$75



**Cat Bed Basket**  
 Shown w/ 7wk old kitten  
**Date** Sat. Dec 6  
**Description:** A great Christmas gift for your special kitty.  
**Dimensions:** 16" x 16"  
**Weaving Level:** Inter to Advanced  
**Instructor:** Eileen M  
**Cost:** \$75



**Grace Kabel's Harvest Basket**  
**Date** Sat. Dec. 13, 9am-5pm  
**Description:** Big, beautiful and strong, this bushel basket is up to the toughest job you can find. Double spokes & weavers.  
**Dimensions:** 17 x 16 high w/o handles  
**Weaving Level:** Interm. **Cost:** \$85  
**Instructor:** Eileen Mirsberger